

10 LANGKAH YANG PERLU DIAMBIL OLEH PELAJAR SEMASA MENDUDUKI EET SPEAKING

LANGKAH 1

Sila rujuk Jadual Waktu Ujian yang ditetapkan oleh fakulti/kampus

Sila bawa Slip Menduduki Peperiksaan dan Kad Pelajar semasa menduduki ujian

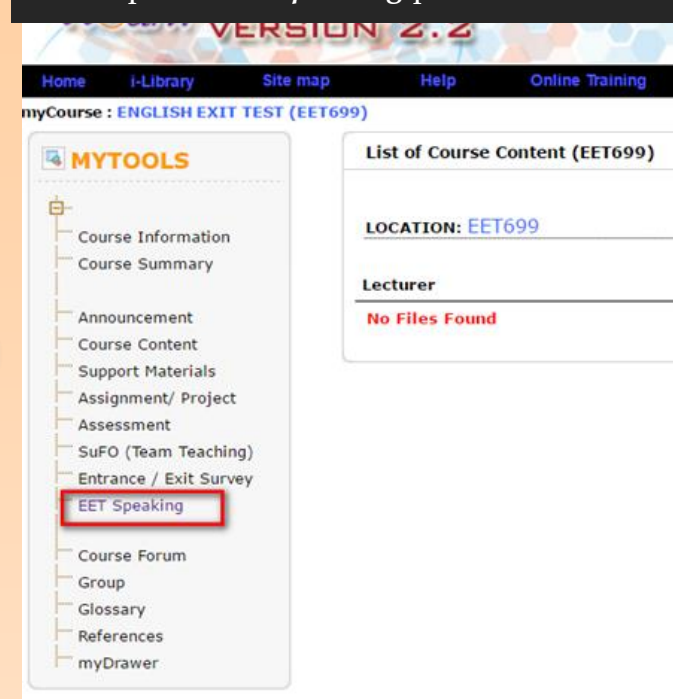
LANGKAH 3

Klik pada menu EET699 (*English Exit Test*) di bahagian *Quick Links* sebelah bawah.

Course	SuFO Evaluation
AIS655 (ACCOUNTING SYSTEM ANALYSIS AND DESIGN)	Incomplete
CRG650 (BUSINESS ETHICS AND CORPORATE GOVERNANCE)	Incomplete
EET699 (ENGLISH EXIT TEST)	Incomplete
FWC662 (ENGLISH FOR BUSINESS CORRESPONDENCE)	Incomplete

LANGKAH 4

Klik pada EET *Speaking* pada *MYTOOLS*



myCourse : ENGLISH EXIT TEST (EET699)

MYTOOLS

- Course Information
- Course Summary
- Announcement
- Course Content
- Support Materials
- Assignment/ Project
- Assessment
- SuFO (Team Teaching)
- Entrance / Exit Survey
- EET Speaking**
- Course Forum
- Group
- Glossary
- References
- myDrawer

List of Course Content (EET699)

LOCATION: EET699

Lecturer

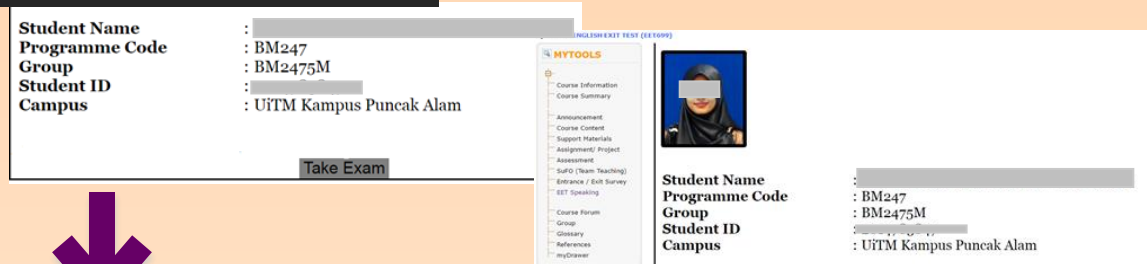
No Files Found

LANGKAH 2

Login kepada iLearn melalui *iStudent Portal*

LANGKAH 6

Klik *Take Exam* pada paparan. Hanya dibenarkan untuk mengambil sekali sahaja




Student Name : [Redacted]
Programme Code : BM247
Group : BM2475M
Student ID : [Redacted]
Campus : UTM Kampus Puncak Alam

Take Exam

LANGKAH 5

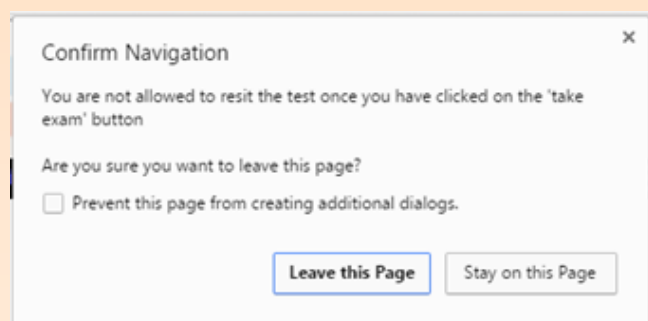
Skrin maklumat anda akan dipaparkan.



Student Name : [Redacted]
Programme Code : BM247
Group : BM2475M
Student ID : [Redacted]
Campus : UTM Kampus Puncak Alam

LANGKAH 7

Pelajar **DILARANG** menekan butang *refresh*, *back* dan pautan lain pada menu di dalam sistem iLearn untuk mengelakkan daripada jawapan EET *Speaking* anda tidak lengkap



Confirm Navigation

You are not allowed to resit the test once you have clicked on the 'take exam' button

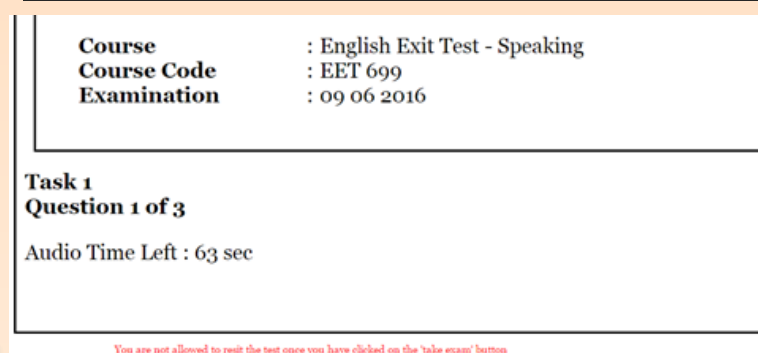
Are you sure you want to leave this page?

Prevent this page from creating additional dialogs.

Leave this Page **Stay on this Page**

LANGKAH 8

Audio arahan ujian akan berjalan secara automatik pada setiap *TASK*



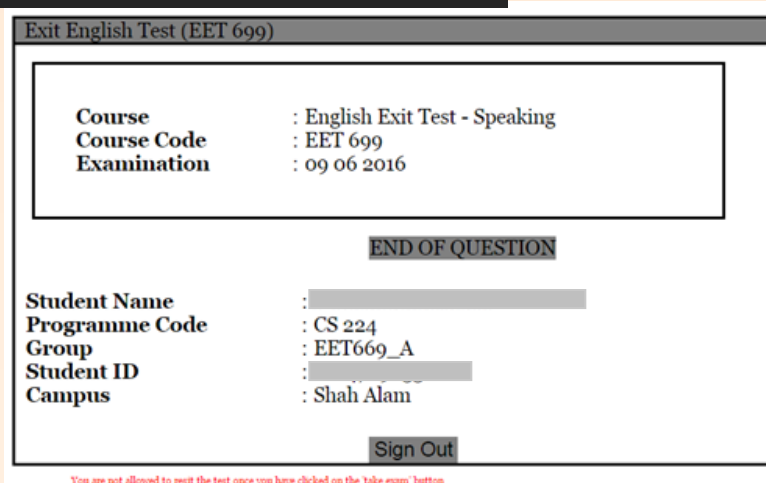
Course : English Exit Test - Speaking
Course Code : EET 699
Examination : 09 06 2016

Task 1
Question 1 of 3
Audio Time Left : 63 sec

You are not allowed to resit the test once you have clicked on the 'take exam' button

LANGKAH 10

Klik *Sign Out* apabila ujian tamat



Exit English Test (EET 699)

Course : English Exit Test - Speaking
Course Code : EET 699
Examination : 09 06 2016

END OF QUESTION

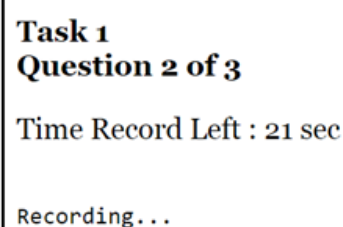
Student Name : [Redacted]
Programme Code : CS 224
Group : EET669_A
Student ID : [Redacted]
Campus : Shah Alam

Sign Out

You are not allowed to resit the test once you have clicked on the 'take exam' button

LANGKAH 9

Rakaman audio jawapan pelajar akan dimulakan secara automatik apabila selesai audio arahan soalan dan *preparation time*. Paparan *Recording* akan dipaparkan semasa rakaman berjalan. Pelajar akan ke soalan seterusnya apabila rakaman selesai.



Task 1
Question 2 of 3
Time Record Left : 21 sec
Recording...

PERINGATAN

Hanya pelajar yang hadir dan membuat ujian pada **TARIKH, MASA dan TEMPAT** yang telah ditetapkan oleh fakulti/kampus sahaja yang dianggap SAH/diterima

